


How To Use This Book

This beautiful book is ready for you to colour and complete in any way you like.

The pages at the front of the book are full of pretty patterns and scenes for you to colour in with pencils or felt-tip pens.

At the back of the book are pages of tracing paper. Some have pictures printed on them for you to complete. Here are some ideas of how to use them.




You could fill the pictures with your own patterns.



You could complete the pictures in bold areas of colour to create stunning stained-glass style pictures which look amazing stuck on a window pane.

Why not tear out a tracing page and trace patterns from one of the pictures in this book?

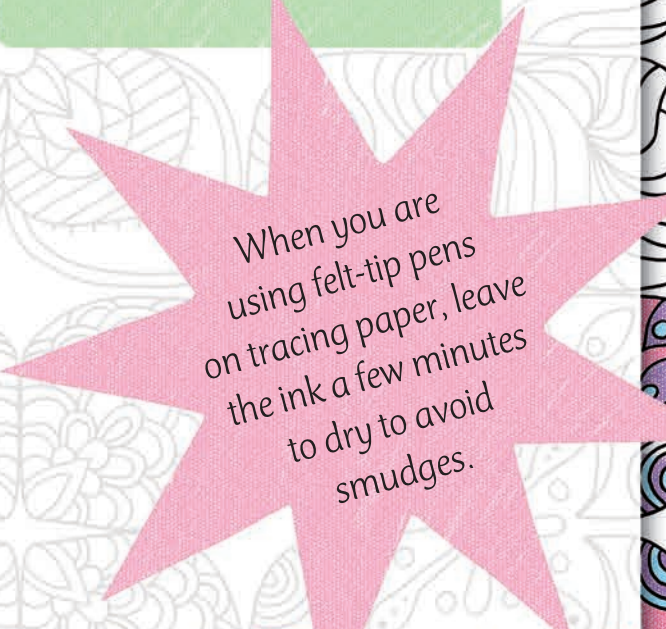
Some of the tracing paper pages are completely blank for you to design your own pictures. Here are some ideas for how to use them.



Why not choose a picture you like from the book and trace its outline? You could trace in pencil first and go over the lines in pen.



Fill the outline with your own patterns, trace some patterns from the book or just add bold, beautiful colours.



When you are using felt-tip pens on tracing paper, leave the ink a few minutes to dry to avoid smudges.



